



Chiu Sheung School, Hong Kong
79B Pok Fu Lam Road, Hong Kong
Tel : 2546-1644 Fax : 2517-2483
Website : www.csshk.edu.hk

17th October, 2022

Dear Parents/Guardians,

Notice on "Little Book Lovers Club" 2022-23 No.e075B

(To: P.3 - P.6 students)

In order to further cultivate children's reading habits and provide diversified learning platforms for children to share their thoughts, feelings of reading and the joy of reading with classmates, the school has established the "Little Book Lovers Club" and is inviting students to join as members.

(1) After becoming members, students can enjoy the privileges of the club and have the priority to participate in the following activities.

1. Little Book Lovers - Limited Offer	<ul style="list-style-type: none">● Members have the priority to borrow the new books.● Members can enjoy additional loan quota (Borrowing limit increased to 6 books)● Members have the priority to use e-readers during recess.
2. Priority enrollment for Little Book Lover	<ul style="list-style-type: none">● Reading Talk● Book stores / Library visit
3. VIP admission time for Little Book Lover	<ul style="list-style-type: none">● Students who hold the membership card of Little Book Lovers have the privileges of early access to the library in the morning every Tuesday and Wednesday from 7:40 to 8:00.● Membership cards will be distributed before 1st November.

(2) As a member of Little Book Lovers Club, each student will be given five reading kits. Members must follow the instructions and complete the following reading mission within the specified time:

Task 1	Creative Reading Kit (P.3-P.4) Master Reading Kit (P.5-P.6)	<ul style="list-style-type: none">● Members have to follow the instructions to complete the reading kits. There are five reading kits to be completed in the whole academic year.● Please submit the completed reading kits to the library by yourself.● After completing the reading kits, members will be awarded a second-hand book (first-come first-served basis)● Deadline of submission: May 25, 2023 (Thursday)
Task 2	Reading KOL (P.3-P.6)	<ul style="list-style-type: none">● Access Edmodo World to join a class (class code: ywggns) to upload one short video of no longer than 2 minutes, the content can cover the followings:<ul style="list-style-type: none">✧ Share the reading joy with schoolmates✧ Share a story with the schoolmates● Please refer to the attachment of this notice to know more about how to upload the video (login Edmodo World learning platform and upload video steps).● The uploaded video will be enjoyed by schoolmates.

(3) Enrollment method and other details:

- a. Students who are interested in participating should return the e-reply slip on or before 21st October 2022 (Friday). Late replies will not be accepted.
- b. The details of special events of the "Little Book Lovers Club" will be notified later.
- c. Members must complete and hand-in the reading kits on time.
- d. Those who have outstanding performance will be awarded "The Best Book Lovers" certificate at the end of the academic year.

If you have any inquiries, please contact Teacher Librarian (Ms. Man).



Mr. Chim Hon Ming
Principal, CSSHK



To: CSSHK

Class No: ()

Reply slip for notice on "Little Book Lovers Club" 2022-23 No.e075B

I acknowledge receipt of the notice on "Little Book Lovers Club", and I

- ☐ agree my child to join "Little Book Lovers Club", and encourage my child to finish the reading tasks.
- ☐ do not agree my child to join "Little Book Lovers Club".

Name of student: _____

Class: _____

Name of parent: _____


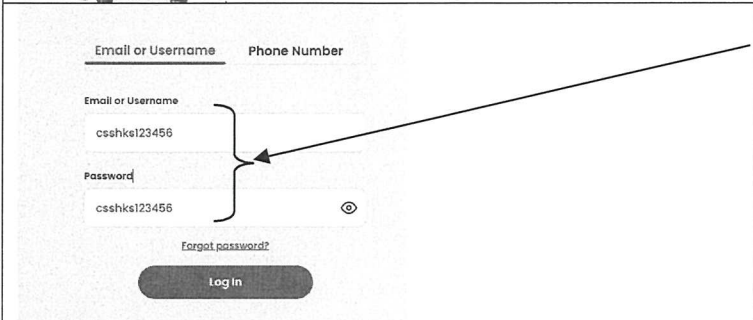
Signature: _____

* Please "✓" the right box.

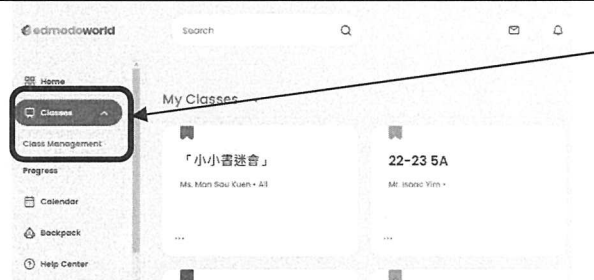

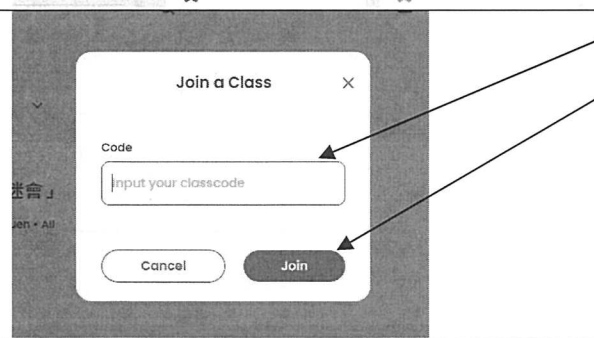

21.10.2022 Man

登入 Edmodo World 學習平台及上載短片步驟 Login “Edmodo World” learning platform and upload the video

A. 登入 Edmod World 學習平台 Login “Edmodo World” learning platform:

 <p>The screenshot shows the Edmodo World login page. At the top, there are links for 'edmodoworld' and 'Support'. Below these, there are 'Login' and 'Sign Up Now' buttons. The 'Login' button is circled in red. In the center, there is a large graphic with the text 'Learn Better Together' and a sub-header 'Manage your classroom. Engage your students. Safe, simple. Send messages, share class materials, and make learning accessible anywhere. Save yourself time by bringing all your classroom tools together.' Below this, there are two input fields: 'Email or Username' and 'Phone Number'. The 'Email or Username' field contains the text 'csshks123456'. Below it, there is a 'Password' field containing the text 'csshks123456'. To the right of the password field is an eye icon. Below the password field is a link that says 'Forgot password?'. At the bottom, there is a large 'Login' button.</p>	<p>輸入以下網址 enter the website address: https://www.edmodoworld.com/</p> <p>按下“登入” Press the button “Login”</p>
 <p>This part of the screenshot shows the login form. The 'Email or Username' field is highlighted with a red bracket and an arrow pointing to the text 'csshks123456'. The 'Password' field is also highlighted with a red bracket and an arrow pointing to the text 'csshks123456'. The 'Login' button is at the bottom.</p>	<p>登入名稱及密碼 Login the Username and password:</p> <ul style="list-style-type: none"> ● 名稱 Username: csshksXXXXXX(學生編號 student number) (e.g.csshks123456') ● 密碼 Password: csshksXXXXXX(學生編號 student number) (e.g. csshks123456')

B. 上載短片 Video Upload

 <p>The screenshot shows the Edmodo World home page. On the left, there is a sidebar with a menu. The 'Classes' button is highlighted with a red box. In the main area, there is a section titled 'My Classes' which shows a list of classes. One class is visible: '小小書迷會' (Little Book Lovers Club) with a teacher 'Ms. Man Sau Kuen'. To the right of this class, there is a '+Join Class' button.</p>	<p>加入「小小書迷會」 Join the “Little Book Lovers Club” class:</p> <ul style="list-style-type: none"> ● 按下 “Classes” Press “Classes” ● 按下 “Class Management” Press “Class Management”
 <p>This part of the screenshot shows the 'My Classes' section. The '+Join Class' button is highlighted with a red box.</p>	<ul style="list-style-type: none"> ● 按下 “+ Join Class” Press “+ Join Class”
 <p>The screenshot shows a modal window titled 'Join a Class'. It has a close button (X) in the top right corner. Inside, there is a 'Code' field with the placeholder text 'Input your classcode'. Below the field are two buttons: 'Cancel' and 'Join'.</p>	<ul style="list-style-type: none"> ● 輸入編碼：ywggsgn Enter the Code: ywggsgn ● 按下 Join” 按鈕 Press the button “Join”
 <p>The screenshot shows the 'Class Activities' page for the 'Little Book Lovers Club'. There is a 'Post' button at the top right. Below it, there is a section for 'Class Activities' with a button that says 'Start a discussion, share class materials, etc.'.</p>	<ul style="list-style-type: none"> ● 可以作簡單介紹及上載短片 Upload the video with description. ● 按下 “Post” 按鈕 Press the button “Post” ● 上載短片，任務便完成了。 Upload the video, mission complete.